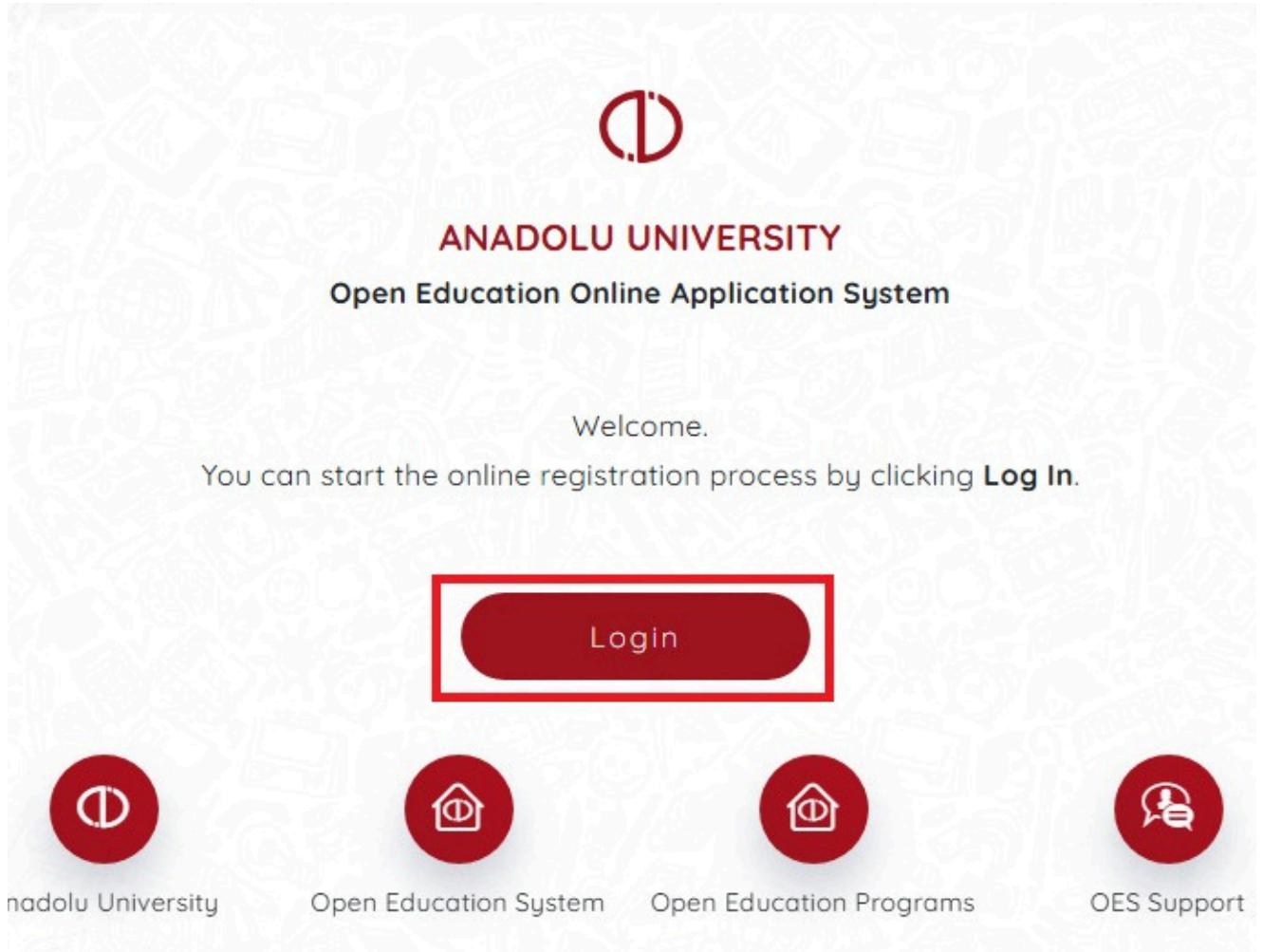



How to Apply for the Turkish Language and Culture Program (International Student) Second University Enrollment Without an Examination?

Click on the '**Registration Automation**' link on the aoskayit.anadolu.edu.tr address.

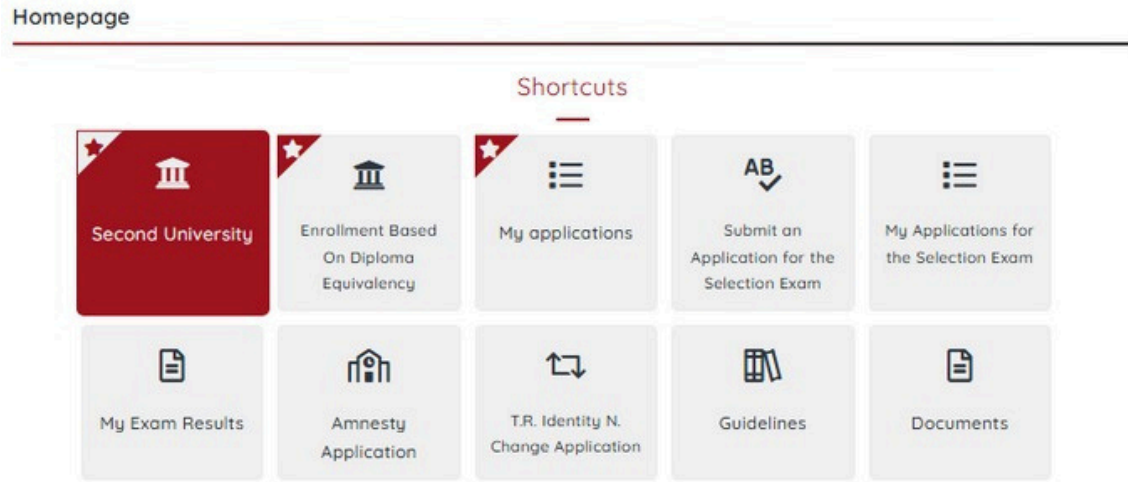
Click the '**Log In**' option on the resulting page.



On the resulting page, click the '**Log in with E-Government**' option. Complete your login via E-Government.



Click the '**Second University**' option on the resulting page.



Select the 'Turkish Language and Culture Program (International Student)' program on the resulting page and continue.

SECOND UNIVERSITY

[Go Back](#)

Graduates of any higher education program, as well as students currently enrolled in higher education programs other than faculties offering education through the Central Open Education and Distance Education System, can apply online to faculties operating under the open education system from here.

For detailed information on the Second University Programs Abroad [CLICK HERE](#)

TURKIYE PROGRAMS



TURKIYE

21/07/2025 - 17/10/2025



Turkish Language and Culture
Prog. (International Student)

14/10/2025 - 03/11/2025

AFRICA PROGRAMS



On the resulting page, you are required to read, review, and approve the sections indicated by the red border.

TURKISH LANGUAGE AND CULTURE PROGRAM (INTERNATIONAL STUDENT) SECOND UNIVERSITY WITHOUT EXAM APPLICATION PAGE

WARNINGS

Our students enrolled in Overseas Programs should follow the announcements regarding education and exams at afr.anadoluu.edu.tr.
You can access the course books in digital (PDF) format from ekampus.anadoluu.edu.tr.

☒ I have read and understood the explanations above.

Clarification Text on the Processing of Personal Data

To benefit from the services of Anadolu University as the data controller, please refer to the Clarification Text on the Processing of Personal Data. [click here](#).
[Click here to access the Clarification Text on the Processing of Personal Data to benefit from the services of Anadolu University, data controller.](#)

☒ I have read and understood the information notice.

IMPORTANT NOTICE AND DECLARATION

p>Anadolu University Open Education Faculty offers associate and bachelor's degree programs. The faculty aims to provide accessible learning environments for all, based on the principle of equal opportunity in education. Students enrolled in the Open Education Faculty International Programs have the same rights as students in Türkiye. In terms of legal regulations and student rights, there is no difference between students in Türkiye and those residing abroad. Only individuals residing abroad may apply to International Programs. Unless otherwise stated, the language of instruction in programs offered by the Open Education Faculty is Turkish.

Printed books will not be provided to students registered in International Programs. Students can access all course materials (e books, audiobooks, interactive videos, e seminars, etc.) digitally through **Anadoluu eCampus Learning Management System (ekampus.anadoluu.edu.tr)** using the password sent to them after registration. To continue education, students must renew their registration at the beginning of each term as stated in the academic calendar and pay the term instructional material fee. Announcements regarding exams, student status, and academic services will be published on globalcampus.anadoluu.edu.tr. No additional notification will be provided through other communication channels. Online announcements will serve as official notifications.

Open Education Programs are conducted through distance education. Therefore, class attendance is not mandatory. Exams may be conducted face-to-face under supervision and/or online. For face-to-face exams, the exam centers selected during registration will be considered. Registering in a program offered by the Open Education Faculty does not guarantee a student visa.

Students of Anadolu University's International Programs are subject to all current laws and regulations, including the Turkish Higher Education Legislation, just like other students in Türkiye. Requests for exemption based on local laws will not be accepted. Eskişehir courts are authorized for resolving any disputes that may arise between parties.

After final registration or re-registration in the International Programs of Anadolu University, the university reserves the right to make changes in academic practices or courses based on new legal regulations or decisions by the Council of Higher Education. These changes cannot be challenged.

Students registering or re-registering in the International Programs are deemed to have accepted the "Anadolu University Open Education Faculty Education and Examination Regulation" and the Turkish Higher Education Legislation.

☒ I confirm that I have read, understood, and accepted the statements above.

[Cancel](#)

[Next Step](#)

You can make edits by clicking on the **'Add Identity Information'** option on the resulting page.

You do not have any identity information registered in the system. You can add your identity information by clicking the [Add Identity Information](#) button.



[< Previous Step](#)

[Next Step >](#)

You can proceed after your identity information has been queried via MERNIS.

TURKISH LANGUAGE AND CULTURE PROGRAM (INTERNATIONAL STUDENT) SECOND UNIVERSITY WITHOUT EXAM APPLICATION PAGE (2/77)

Turkish Republic Identity Number/Student Number: Date of Birth:

[Query My Identity Information from Central Population Administration System \(MERNİS\)](#)

Your identity information was taken from the Central Population Administration System (MERNİS). If you think that your information is out of date, you can query your current information by clicking the [Query My Identity Information from the Central Population Administration System \(MERNİS\)](#) button.

T.C. ID Number:

Nationality: Gender:

Name: Surname:

Mother Name: Father Name:

Place of Birth: Date of Birth:

[Update](#)

After editing your identity information, you must upload your photograph by clicking on the area indicated by the arrow.


IDENTITY INFORMATION (1/2)

Nationality

Candidate Number

Surname

Name



Update

IDENTITY INFORMATION (2/2)

Mother Name

Father Name

Place of Birth

Date of Birth
10/04/1995

Gender

Military Status

Previous Step

Cancel

Next Step

On the resulting page, select the photograph you wish to upload by clicking the '**Select File**' option. Then, click the '**Save**' option.

Suggestions for Uploading Your Photo:

The photo you wish to upload must not exceed 1 MB in size.
Your photo must be in JPEG or JPG format.
Your photo must have been taken within the last 6 months.
No watermarks should be present in the photo.

Please select a clear and proper ID-style photo.

If you are experiencing issues uploading a photo, please use the [Mozilla Firefox](#) or [Google Chrome](#) browser.


Some phones may have small file sizes but high resolution. If the problem persists even after changing your browser, try reducing the photo size with an external tool and upload again.

State of the uploaded photo in the system...

Your photo must be taken from the front with your face clearly visible for easy identification.

You are responsible for any issues that may arise if the photo does not belong to you or is incorrect or invalid.

Select File (15.64K)



Undo Changes

☒ This photo I uploaded to be used in the open education system belongs to me. I accept the responsibility for the negatives that may arise in case the photo is faulty or invalid.

Save

Click the '**Confirm**' option on the resulting page.

Photo Editing

Do you confirm the photo save process?

Confirm

Your identity information will be complete after uploading your photograph. Proceed by clicking the 'Next Step' option.

Edit Credentials


IDENTITY INFORMATION (1/2)

Nationality

YU Number (Foreign Nationality)

Surname

Name



Update

IDENTITY INFORMATION (2/2)

Mother Name

Place of Birth

Gender

Military Status

Father Name

Date of Birth

Back to 'My Applications' Page

Next Step

On the resulting page, only Eskişehir can be selected for the Regional Office and Examination Center. Your registered address must be located in Türkiye to continue the application process.

Bureau and Exam Center Information

⚠ Exams are conducted under supervision either face-to-face or online in the country where you are registered and at the exam center you selected. Anadolu University may change the exam date and format in exceptional cases. You will be informed via the e-mail address you provided during registration.

Bureau ⓘ

ESKISEHIR (TURKISH LANGUAGE AND LIT.)

Exam Center ⓘ

ESKISEHIR (TURKISH LANGUAGE AND LIT.)

Address Information

❗ To proceed with the application for the TURKISH LANGUAGE AND CULTURE PROGRAM (INTERNATIONAL STUDENT) programs, you must have a registered address in one of the countries listed below. To proceed to the next step, you must have a registered address in one of the countries listed below.

Countries: TÜRKİYE

ev

Edit

+

Add New Address

Previous Step Back to 'My Applications' Page

Next Step

In this step, the areas indicated by the **red frame** on the screen must be carefully examined. The required fields for the application process must be filled in after querying the learning information via YÖKSİS.

The candidate can view the registered learning information in the system by clicking the 'Query My Information from YÖKSİS' button. Candidates without a YÖKSİS record can proceed by checking the **'I want to use my equivalence information'** option located within the red frame. Subsequently, the fields for the desired department and foreign language information, also indicated by the red frame, must be filled in carefully. After checking the accuracy of all information, the next stage must be reached by clicking the **'Next Step'** button located within the red frame.

TURKISH LANGUAGE AND CULTURE PROGRAM (INTERNATIONAL STUDENT) SECOND UNIVERSITY WITHOUT EXAM APPLICATION PAGE (4/7)

WARNING!

Your YÖKSİS education information was queried on 09/10/2025 14:02. There are 2 records retrieved from YÖKSİS.
If your YÖKSİS education information is not listed;
• You can perform a query by clicking the [Query My Information from YÖKSİS](#) button.
• You can proceed using your equivalency information by selecting the [I want to use my equivalence information](#) option.

YÖKSİS

Query My Information from YÖKSİS

Education Information

☐ I want to use my equivalence information in YÖKSİS.

Desired Department for Application - Foreign Language Proficiency

Department

Foreign Language

Previous Step

Back to 'My Applications' Page

Next Step

If you have a special status, select the **'Add Special Status'** option; if you do not have a special status, select the **'I don't have a special status'** option to proceed to the next step.

TURKISH LANGUAGE AND CULTURE PROGRAM (INTERNATIONAL STUDENT) SECOND UNIVERSITY WITHOUT EXAM APPLICATION PAGE (5/7)

There is no registered information in the system regarding your status as a veteran, family of a veteran/martyr, or a person with a disability. You can add your information by clicking the [Add Special Condition](#) button.

+

Add Special Condition

☒ I do not have a special condition, I want to continue with the application steps.

Previous Step

Back to 'My Applications' Page

Next Step

At this stage, the areas indicated by the **red frames** on the screen must be carefully reviewed.

1. In Area (1), the candidate must select 'I have' if they possess a Turkish Proficiency Certificate, or 'I don't have' if they do not.
2. Candidates who do not possess a Turkish Proficiency Certificate must review the mandatory preparatory class information by clicking the link in Area (2).
3. You can access the details of the required documents or view information about the requested documents by clicking the '?' symbols in Area (3).
4. During document upload procedures:
 - Click the 'Select File' button in Area (4) to choose the file.
 - Click the upload icon (upward arrow) in Area (5) to upload the selected document to the system.
 - Click the delete icon (trash can) in Area (6) to delete the uploaded document if necessary.
 - Click the view icon (eye symbol) next to Area (6) to view the uploaded document.
5. After all procedures are completed, the application process must proceed to the next stage by clicking the 'Next Step' button located in Area (7).

TURKISH LANGUAGE AND CULTURE PROGRAM (INTERNATIONAL STUDENT) SECOND UNIVERSITY WITHOUT EXAM APPLICATION PAGE (6/7)

Selections

Turkish Proficiency Certificate ☐ I have ☒ I don't have (1)

In this program, a Turkish Language Proficiency Certificate is mandatory. Your Turkish language level must be at level B2 according to the Common European Framework of Reference for Languages (CEFR). For students who do not meet the required level of Turkish proficiency, a mandatory Turkish preparatory class is provided.

For information about the preparatory class [click here](#) (2)

Document/Documents

You have uploaded the documents you need to upload. You can proceed to the next step.

Residence Permit Certificate	(3) (5)	(4)
Turkish Proficiency Certificate	(3)	(6)

Select File No file selected

Previous Step Back to 'My Applications' Page (7) Next Step

On the resulting page, the accuracy of the information in the fields located within the **red boxes** must be carefully checked. After ensuring that the information is complete and correct, the process must be finalized by clicking the 'Complete' button at the bottom of the page.

TURKISH LANGUAGE AND CULTURE PROGRAM (INTERNATIONAL STUDENT) SECOND UNIVERSITY WITHOUT EXAM APPLICATION PAGE (7/7)

⚠ ATTENTION: Your application is not yet Completed.
The information you entered during the application is given below.
Please complete your application process by clicking the 'Complete' button after reviewing the information you have entered.

IDENTITY INFORMATION (1/2)	IDENTITY INFORMATION (2/2)
Nationality : ***** T.C. ID Number : ***** Surname : ***** Ad : *****	Author Name : ***** Place of Birth : ***** Gender : ***** Military Service : *****
Address Information (ev)	Contact Details
***** ***** *****	e-Mail Address : ***** Mobile Phone : ***** Bureau : ***** Exam Center : *****
Department Information	YOKSIS Information
Academic Program to Enroll : ***** Foreign Language : *****	University : ***** Unit : ***** Education Status : *****
Document(s)	
Residence Permit Certificate	

☒ I accept full responsibility for the documents I have uploaded for registration.
☒ I accept that once the registration process is completed, the payment amount is non-refundable.

[Previous Step](#) [Back to My Applications Page](#) [Complete](#)

The screen that will appear after clicking the 'Complete' button is as follows. Click the 'Confirm' option.

Complete Application

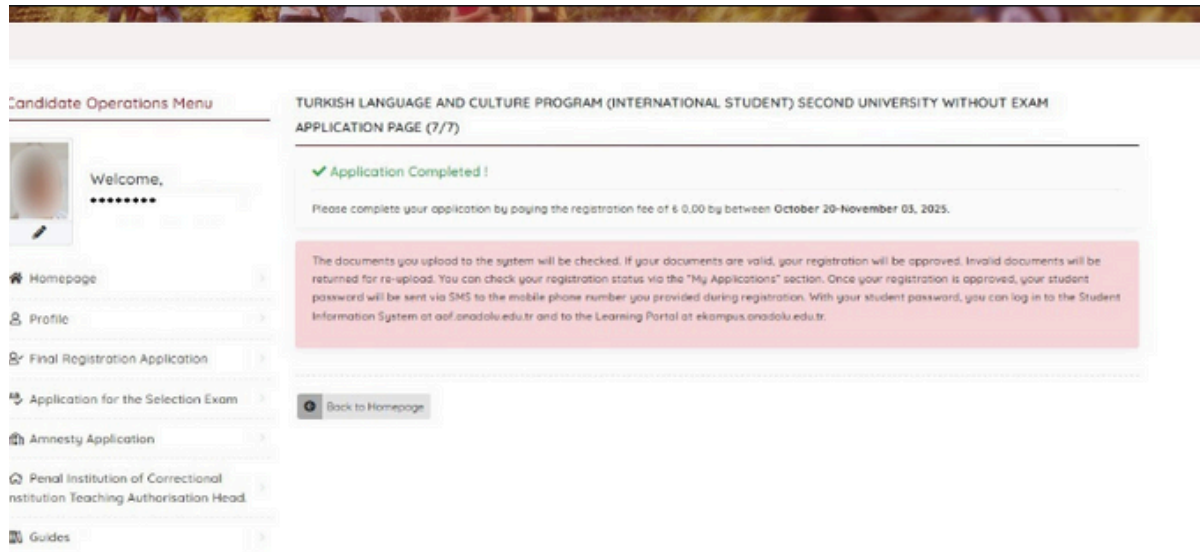
You are about to complete your application.

You can click the **Cancel** button to go to the **My Applications** page, then you can complete your application.

You can complete your application by clicking the **Confirm** button. When you complete your application; you cannot make any changes to your application.

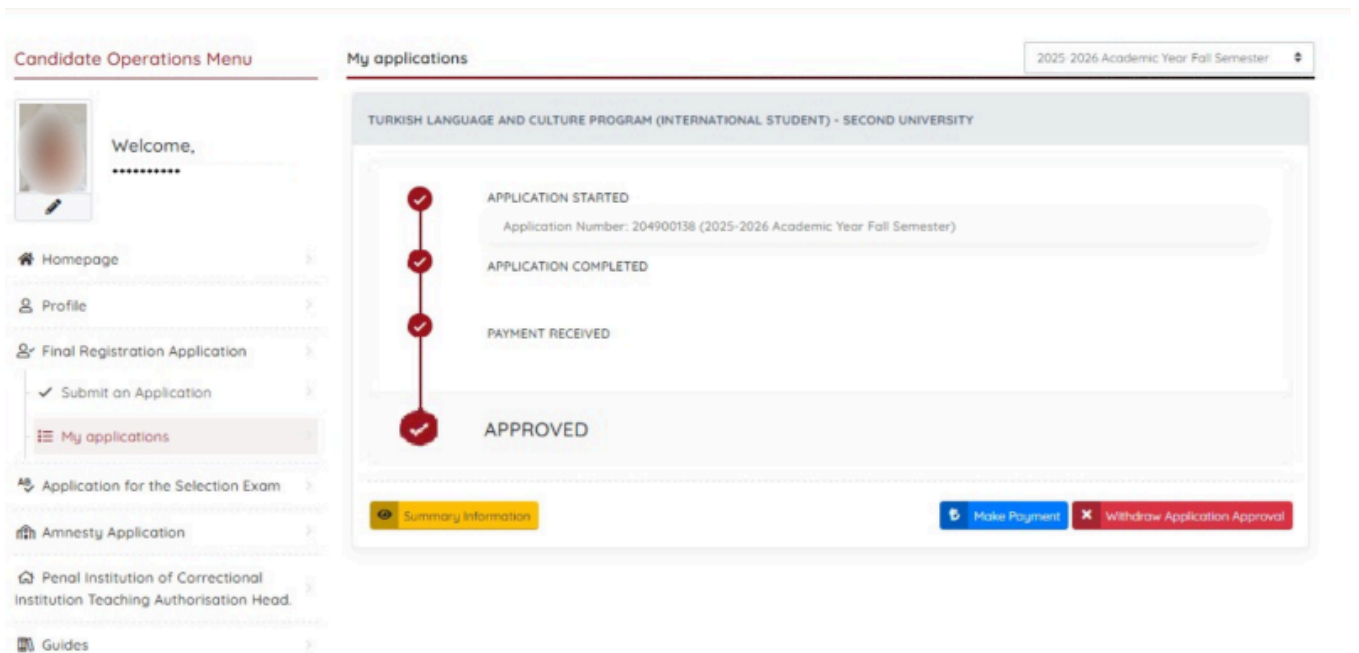
Cancel **Confirm**

Your application for the Turkish Language and Culture Program (International Student) Second University Enrollment Without an Examination has been successfully completed. The documents you uploaded to the system will be checked, and your registration approval will be processed if your documents are deemed suitable.



You must check your registration approval status via the '**My Applications**' option under '**Final Registration Application.**' When your registration is approved or rejected following the review of your documents by the Registration Centers, your application page will appear as shown below.

Screenshot of Completed Registration Application



Your application has been completed.